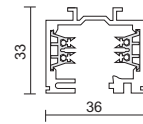


CE

TRACK 230V			
2500-71-01	- <input type="checkbox"/>	1m	<input type="checkbox"/> B <input type="checkbox"/> Z
2500-71-02	- <input type="checkbox"/>	2m	
2500-71-03	- <input type="checkbox"/>	3m	



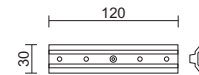
CONTACT JOINT			
2500-71-04	- <input type="checkbox"/>		<input type="checkbox"/> B <input type="checkbox"/> N

UNIÓN ELÉCTRICA / ELECTRICAL STRAIGHT JOINT / UNION ÉLECTRIQUE / GIUNTO ELETTRICO / ELEKTRISCHE VERBINDUNG



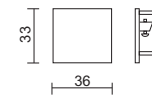
MECHANICAL JOINT			
2500-71-05-Z			

UNIÓN MECÁNICA / MECHANICAL JOINT / UNION MÉCANIQUE / GIUNTO MECCANICO / MECHANISCHE VERBINDUNG



END			
2500-71-06	- <input type="checkbox"/>		<input type="checkbox"/> B <input type="checkbox"/> Z

TAPA FINAL / DEAD END / EMBOUT FINAL / CHIUSURA / ENDKAPPE



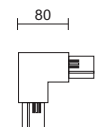
UNIVERSAL ANGLE			
2500-71-07	- <input type="checkbox"/>		<input type="checkbox"/> B <input type="checkbox"/> Z

UNIÓN FLEXIBLE / FLEXIBLE JOINT / UNION FLEXIBLE / GIUNTO FLESSIBILE / FLEXIBLE VERBINDUNG



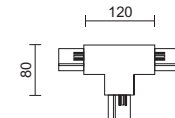
90° ANGLE			
2500-71-08	- <input type="checkbox"/>		<input type="checkbox"/> B <input type="checkbox"/> Z

UNIÓN ÁNGULO 90° / 90° ANGLE JOINT / UNION D'ANGLE 90° / GIUNTO ANGOLO 90° / 90° VERBINDUNG



T JOINT			
2500-71-12	- <input type="checkbox"/>		<input type="checkbox"/> B <input type="checkbox"/> Z

UNIÓN EN T / T JOINT / UNIO EN T / GIUNTO T / T VERBINDUNG



CEILING KIT			
2500-71-09-Z			

FIJACIÓN A TECHO / CEILING BRACKET / FIXATION AU PLAFOND / ATTACCO SOFFITTO / DECKENBEFESTIGUNG



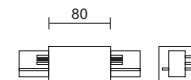
LIVE-END CONNECTOR			
2500-71-00	- <input type="checkbox"/>		<input type="checkbox"/> B <input type="checkbox"/> Z

ACOMETIDA DE CORRIENTE / LIVE-END CONNECTOR / EMBOUT CONNECTEUR / CONNETTORE DI ALIMENTAZIONE / STROMVERBINDUNG



CENTRAL CONNECTOR			
2500-71-15	- <input type="checkbox"/>		<input type="checkbox"/> B <input type="checkbox"/> Z

ACOMETIDA CENTRAL SUP. / CENTRAL CONNECTOR / CONNECTEUR CENTRAL / ALIMENTAZIONE CENTRALE / ZENTRALER VERBINDUNGSSTECKER



SUSPENSION KIT			
2500-71-11-Z			

FIJACIÓN SUSPENDIDA POR HILO DE ACERO / SUSPENSION KIT WITH STEEL WIRE / FIXATION SUSPENDUE PAR CABLE EN ACIER / SOSPENSIONE KIT CAVO ACCIAIO / HÄNGENDE BEFESTIGUNG ÜBER STAHLDRAHT



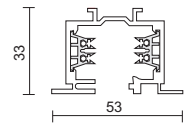
B Blanco / White / Blanc / Bianco / Weiss. N Negro mate / Matt black / Noir mat / Nero opaco / Schwarzmatt. Z Aluminio / Aluminium / Aluminium / Alluminio / Aluminium.



CE   $\Phi 850^{\circ}\text{C}$

TRACK 230V RECESSED

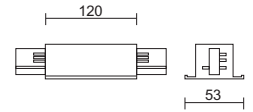
- 2500-71-21 - 1m B Z
- 2500-71-22 - 2m
- 2500-71-23 - 3m



RECESSED CENTRAL CONNECTOR

- 2500-71-10 - B Z

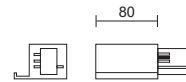
ACOMETIDA CENTRAL DE CORRIENTE EMPOTRABLE / RECESSED CENTRAL CONNECTOR / CONNECTEUR CENTRAL DE COURANT ENCASTRÉ / ALIMENTAZIONE CENTRALE AD INCASSO / EINBAU ZENTRAL VERBINDUNGSSTECKER



RECESSED LIVE-END CONNECTOR

- 2500-71-20 - B Z

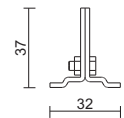
ACOMETIDA DE CORRIENTE EMPOTRABLE / RECESSED LIVE-END CONNECTOR / EMBOUT CONNECTEUR ENCASTRÉ / ALIMENTAZIONE AD INCASSO / EINBAUVERBINDUNGSSTECKER



RECESSED CEILING KIT

- 2500-71-14

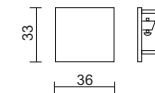
FIJACIÓN CARRIL EMPO / CEILING EMPO BRACKET / FIXATION DE RAIL EMPO / ATTACCO BINARIO AD INCASSO / EINBAUBESFESTIGUNGS-SCHIENE



END

- 2500-71-06 - B Z

TAPA FINAL / DEAD END / EMBOUT FINAL / CHIUSURA / ENDKAPPE



CONTACT JOINT

- 2500-71-04 - B N

UNIÓN ELÉCTRICA / ELECTRICAL STRAIGHT JOINT / UNION ÉLECTRIQUE / GIUNTO ELETTRICO / ELEKTRISCHE VERBINDUNG

